


Mosa.

# Transportation








**Expertise**  
to go






Kraaiennest Metro Station  
Amsterdam, The Netherlands  
Core Collection Quartz 4103

Architects tell us they feel a certain assurance when specifying Mosa. This is because of Mosa's vast experience in tile technology and innovation, as well as real-world experience with world-class projects in transportation from railway stations to massive international airports with complex needs. Mosa tile is crafted to hold up to conditions such as persistent vibration and high traffic – from passengers, luggage and even vehicles.

Made with superior slip-resistance, it really performs in inclement weather, rest room and food service areas. Large format, meticulously rectified tiles mean quick and simple installation for situations with staged renovations. Mosa technology creates enduring beauty that can be enjoyed on the go.







Passenger Terminal  
Amsterdam, The Netherlands  
Core Collection Terra

# Safe travels

## Slip-resistant

Mosa tiles exceed the basic DCOF standard for slipresistance. In high traffic areas and on staircases, ramps and wet areas, slipresistance is key to avoiding the most common slip-and-fall hazards.

## Sustainable

Mosa makes the world's first and only Cradle to Cradle Certified Gold-certified porcelain tile\*, adhering to elevated standards of sustainability. These porcelains embody all of the TCNA-cited health, safety and environmental benefits, and may also qualify your project for LEED points, making Mosa a perfect choice for transportation and municipal projects. Cradle to Cradle Certified is a certification mark licensed exclusively for the Cradle to Cradle Products Innovation Institute.




HQE®



BREEAM® NL

\* Includes all Mosa tile collections and products excepting: Classics Kho Liang le Collection, Mosa Colors 10 x 10, and glossy wall tiles: Models 1050, 16950, 16970, 16980, 17940, 17970, 17980, 20970, 20980, 5430





Central Station  
Milan, Italy  
Core Collection Terra 216






# Suspended reality

## **Superb for suspension**

Mosa offers measurable performance standards that provide extra insurance to specifiers and their transportation clients for suspended substrates. Mosa has applied state-of-the-art technology to develop a range of porcelain tile that exceeds the industry standards for surface integrity, bond adhesion and breaking strength. Mosa is the solution for tiling complex transit installations on staircases, walkways, overhangs, platforms and ramps.


## **Good for vibration**

These characteristics also make Mosa the choice of transportation architects worldwide to prevent failures due to the excessive, sustained vibration inherent in all transit projects.



**Wayfinding**





International Airport  
Philadelphia, PA  
Core Collection Terra 266V, 267V, 271V

Mosa tile is made to work beautifully and safely in even the most demanding and complicated installations. With Mosa's beautiful and large format color selections, your transit project can incorporate intuitive wayfinding that is also durable and sustainable. Directional flow may be incorporated through use of color and pattern on walls, floors and stairways, always with the perfect finish accessories for smooth transitions.

To help create these standard or custom tile surfaces, utilize Mosa's Pattern Generator which enables you to create unique patterns and designs. You can easily export these designs to your own design tool such as Autocad, Sketchit or Revit .







# Journey x destination

Increasingly designers are looking for ways to immerse people in the experience of a place from the moment they enter a transit area. With Mosa, you can take an rich excursion into design while using materials that hold up in tough environments. With hundreds of colors and myriad sizes in wall tile, and Mosa's online pattern generator, the design possibilities are endless. Floor tiles also provide a beautiful, immersive foundation for your design. Our experts can help you create travel environments that make the journey a destination in itself.

**City office / Railway Station**  
Delft, The Netherlands  
Mosa Colors (custom design)







**Julia's**  
Amsterdam, The Netherlands  
Core Collection Terra 206V

# Experiential elements

From dining and shopping to concierge-style lounges, spas, even sleep and play areas, airports are increasingly demanding stylish, luxurious, immersive, experiential spaces from designers. These places make passengers feel like they've already escaped even before they leave the ground, and are the revenue generators of the future. Mosa's vast global experience in hospitality, retail and other lifestyle sectors means we can help you specify the type of tile that looks and works best in each of these special environments. Adding a sense of place while staying with materials that exceed industry performance standards means repeat business for you and your client.








# By the numbers

**Mosa exceeds industry standards, ensuring your project endures beautifully.**

**Central Station**  
Amsterdam, The Netherlands  
Core Collection Terra



**Central Station**  
Amsterdam, The Netherlands  
Core Collection Terra

## Slip resistance

### Safety

According to the National Safety Council (NSC), over 9 million disabling slip-and-fall injuries occur every year in the USA alone. The annual direct cost of disabling occupational injuries due to slips, trips and falls is estimated to exceed \$11 billion. When it comes to flooring, the type of mishap of greatest concern slipping, tripping and falls on the same level, rather than falls from one level to another. Mosa saves your client from worry.

With the application of Mosa's state-of-the-art technologies in porcelain tile manufacturing, tile is available to architects that exceeds the minimums for slip resistance, offering even more assurance against costly accidents.

**Industry Standard: .42 DCOF**

**Mosa Standard in V Finish: .70 DCOF**





**Exchange Station**  
Liverpool, United Kingdom  
Core Collection Terra 263V, 266V, 270V

## Abrasion resistance

### Endurance

Flooring in transportation projects must endure over time, often for decades. Sourcing porcelain that is wear-resistant is key to satisfying this requirement. Custom design solutions that add even more slip resistance are also offered.

Whether the concern is chair-drag, public high traffic areas or stair treads, using Mosa will mean a worry-free installation because Mosa allows for less depth of abrasion than the standard:

**Industry Standard:** < 175 mm<sup>3</sup>

**Mosa Standard:** < 100 mm<sup>3</sup>

## Face dimension

### Horizontal Safety and Integrity

Dimensional consistency is key on floors for safety reasons, and lack of integrity here can be a gateway to more serious product failures down the road.

### Vertical beauty

Shadows and lippage on walls impact the beauty of important designs. The nature of porcelain is that some warping is inevitable, but Mosa's exacting quality control allows for less warping in rectified porcelain than the industry standard.

**Industry standard: (Face dimension; rectified):**  
+/- 0.03"

**Mosa standard: (Face dimension; rectified):**  
+/- 0.012"

**Industry standard: (Warping; rectified): +/- 0.07"**

**Mosa standard: (Warping; rectified): +/- 0.06"**

## Breaking strength

### Maintenance concerns

Foot traffic in many areas is not the only concern. Consider how maintenance will be performed in multi-level or highceilinged areas, for tasks such as window washing which often can involve heavy equipment or even vehicular traffic. Mosa's superior strength makes maintenance concerns practically vanish.

**Industry Standard: 250 lbs.**

**Mosa Standards:**

**Thickness < .04" > 400 lbs.**

**Thickness > .04" > 700 lbs.**



# Service and support

## Dedicated people

### People make Mosa

This is clear from the smart design of our tiles and our services. Our employees and partners are active worldwide, in locations providing advice and in points of sale for a wide range of clients: designers, architects, commissioning parties, and consumers amongst others. They are all specialists who would be delighted to inform and advise you on the many possible uses of ceramic tiles in your project.

### Customer Care and project advisers

We set high standards for the advice and support provided to our clients. This means that we actively aim for dialogue and that we are interested in what interests you. This forms the basis for good cooperation. We are happy to contribute ideas and suggestions to make things as easy as possible for you. We are a partner, from the beginning to the end of the building process. Our Customer Care employees and your project adviser are always ready to assist you.

[mosa.com/contact](https://mosa.com/contact)



## Dedicated partners

### Mosa showrooms and distributors

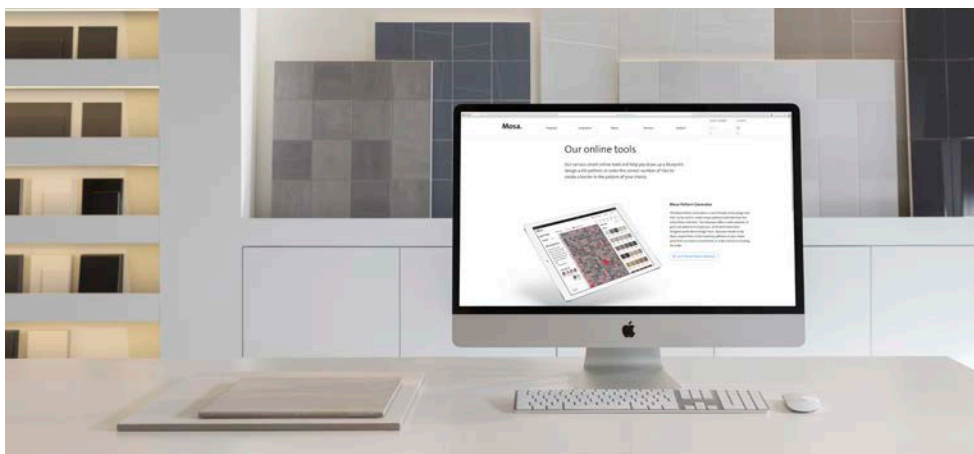
Mosa has its own showrooms in Maastricht, Amsterdam, Frankfurt, and London, especially for designers, architects, and commissioning parties. At these showrooms, you can see and touch the entire tile collection for walls, floors, facades, and terraces. To this end, you can also turn to our selected distributors worldwide. We are ready to assist you, offering personal advice on the application of our products and services. You can find a showroom or distributor near you via our website.

### Network of dedicated partners

Mosa has distribution centers in Europe and North America and supplies identical tile concepts worldwide. Thanks to a network of dedicated partners, our tiles can be purchased for spaces on various continents and also be delivered quickly. As all the logistical elements are closely linked with each other, your wishes form the central focus throughout the process.







## Digital tools

### Pattern Generator

The Pattern Generator allows you to create endless variations with patterns for walls and floors. Once you have chosen a pattern, the tool calculates the exact number of tiles required. It also automatically generates a working drawing with instructions for the tiler. The Pattern Generator allows a free choice from all possible formats, grids, textures, and colors that can then be exported to SketchUp, AutoCAD, Revit, and BIM. You can find the Pattern Generator on our website.

### Data selection tool

Mosa provides product information for 2D and 3D design software in a variety of formats. By means of wizard, we can help you quickly find the product information for your chosen product in the right format. This means that the information can be directly converted to DWG, IFC, JPEG, DXF, or PAT, and indirectly to RVT. The wizard allows you to download the desired information; you can then simply import it into your software package.

### Digital specification service

Mosa offers a local digital specification service for all products from the collection. This allows you to quickly find the full specification details for all series. The format and content of the descriptions vary per country. You can easily add the required description to your specifications.

## Always inspired

### Mosa Magazine

Via our online blog, Mosa Magazine, we inform you of developments in the field of ceramic tiles, construction, and architecture. Here you can find tips for the installation of ceramic tiles, our vision of sustainability, an explanation of the properties of ceramic, building regulations, and examples of the use of our tiles series in international projects, amongst other information.

### References and case studies

We like to inspire through our tiles. We are therefore constantly collecting examples of international projects in which our series have been incorporated. We regularly single out a reference as a case study. We enter into dialogue with the architect, designer, or user of a space regarding their reasons for choosing Mosa. These references and case studies can be found on our website.

### Social media

For inspiration, reference projects, news, and events, you can follow us via social media. You can find us on Facebook, Twitter, LinkedIn, Instagram, Pinterest, and various other channels. Choose your favourite channel and be kept updated on architecture and ceramic tiles.

**[magazine.mosa.com](http://magazine.mosa.com)**



**[facebook.com/mosatilesusa](https://facebook.com/mosatilesusa)**



**[twitter.com/mosatiles](https://twitter.com/mosatiles)**



**[linkedin.com/company/royal-mosa](https://linkedin.com/company/royal-mosa)**



**[instagram.com/mosatiles](https://instagram.com/mosatiles)**



**[pinterest.com/mosatiles](https://pinterest.com/mosatiles)**





# Going places

## Mosa USA's recent notable transportation projects include:

Ashmont Train Station	Boston, MA	Cambridge 7 Architects
Atlanta Airport - Terminal XX	Atlanta, GA	tvdesign
Central Station Amsterdam Dwarstunnel	Amsterdam, The Netherlands	Merk X / Bethem Crouwel Architecten / TAK Architecten
Central Station Milan	Milan, Italy	Ulisse Stacchini
Düsseldorf Airport - Hugo Junkers Lounge	Düsseldorf, Germany	Kitzig Interior Design GmbH
Exchange Station	Liverpool, UK	BDP Architects
Hamad International Airport	Doha, Qatar	HOK
Kraaiennest Metro Station	Amsterdam, The Netherlands	Maccreeanor Lavington Architects
Los Angeles Airport (LAX):		
Admirals Club, T4	Los Angeles, CA	Staffelbach
Virgin Atlantic Clubhouse	Los Angeles, CA	Slade Architecture
Bus Area, T3	Los Angeles, CA	Corgan Architects
MacNab Transit Terminal	Hamilton, ON, Canada	DTAH Architects
OBB Bahnhof Korneuburg	Korneuburg, Austria	Günter Mohr - architekt
Oshawa GO Station	Oshawa, ON, Canada	WZMH Architects
Ottawa Transit	Ottawa, ON, Canada	IBI/Giffels
Passenger Terminal Amsterdam	Amsterdam, The Netherlands	Pieter Zeegers
Philadelphia International Airport	Philadelphia, PA	CDA&I Philadelphia/Daroff Design
Stadskantoor / NS Station	Delft, The Netherlands	Mecanoo
TTC-Dupont Station	Toronto, ON, Canada	Aecom
Union Station	Toronto, ON, Canada	NORR Limited
William P. Hobby Airport	Houston, TX	Corgan Architects

For more project inspiration visit [mosa.com/transportation](https://mosa.com/transportation)





10:53 Eindhoven  
10:57 Breda  
10:59 Breda  
11:02 Utrecht Centraal  
11:08 Maastricht / Roermond  
11:10 Rotterdam  
11:15 Amsterdam

1 3 4 6 7  
Centrum  
Stationshal  
P

**Learn more**

Our relationships with design professionals are the keys to these beautiful, enduring, important projects with our tile. Please let us know how we may be of service.

**[mosa.com/contact](https://mosa.com/contact)**

# Mosa.

**Mosa USA Inc**

c/o

3340 Capital Court

N. Charleston, SC 29418

T (212)729-6332

[info@mosa.com](mailto:info@mosa.com)

[www.mosa.com](https://www.mosa.com)